



# Angielski dla ucznia

dog



# Who are you?

Kim jesteś?

1 Match the words with the pictures.  
Połącz słowa z obrazkami.

1.



father

boy

2.



aunt

uncle

3.



girl

mother

4.



5.



6.



# My body

2 In each  
W ka

stę?

### My body

### Moje ciało

2 In each frame find the odd-one-out.  
W każdej ramce wykreśl niepasujący obrazek.



hand



toe



finger



elbow



knee



foot



hand



toe



My family

3 Fred has a new sister. Number the pictures.  
Fred ma-siostrę. Ponumeruj obrazki.



Mum and dad are going to the hospital.



I am happy. I have a baby sister, Juliet.



My mum is pregnant. I will have a sister.



Mum and dad are coming back.

Moja rodzina

My family

4 Choose Hat  
Wskaz man



1.

My family

Moja rodzina

4 Choose Hania's mum.  
Wskaż mamę Hani.



My mum has got long black hair and blue eyes. She is wearing glasses.




My clothes


5 What are they wearing? Choose.  
Co oni mają na sobie? Wybierz.





- red T-shirt
- blue trousers
- black shoes
- black trousers
- green shoes
- black T-shirt
- orange shoes



Moje ubrania

Mark's  is:  
black blue

Mike's  is:  
black red

Sam's  is:  
orange red black


My toys


6 What to  
jaka to ?






Moje ubrania

is:  black blue

is:  red

is:  black

Angielski dla ucznia

My toys

What toy is it? Use the last letters of each word.  
 Jaka to zabawka? Użyj ostatnich liter słów.



cat



kite




red

sad



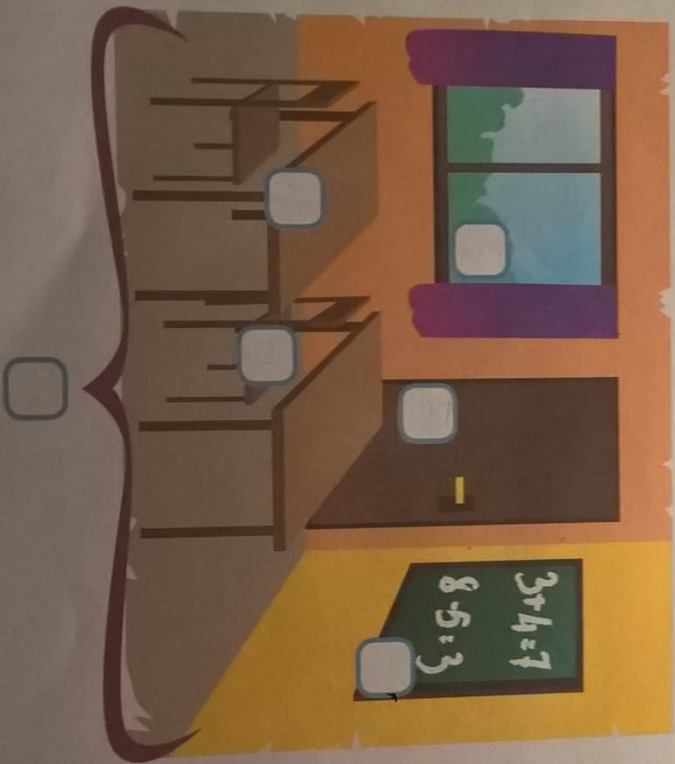
grey



www.kapitanNauka.pl

Moje zabawki

7 Complete the numbers.  
Uzupelnij numery.



- 1. desk
- 2. chair
- 3. blackboard
- 4. classroom
- 5. door
- 6. window



My school

8 What has Tim got? Choose the correct word.  
Co ma Tim? Wybierz poprawne słowo.



1. notebook

ruler



2.

book

pencil



3.

some scissors

paintbrush